

ALGOA BAY WEEK

Incorporating the

L26 SAS National Class Championship 2014

01 MAY 2014 to 04 MAY 2014

SAILING INSTRUCTIONS

The Regatta is organized by the L26 CLASS in conjunction with Algoa Bay Yacht Club under the auspices of South African Sailing (SAS).

1. RULES

- 1.1 The regatta will be governed by the rules as defined in **The Racing Rules of Sailing (RRS) 2013 - 2016.**
- 1.2 **The South African Sailing (SAS) Requirements for National Championships** will apply.
- 1.3 **The Equipment Rules of Sailing (ERS) 2013 – 2016, the Class Rules of the L26 CLASS, the Notice of Race** and these **Sailing Instructions** will apply.

2. NOTICE TO COMPETITORS

Notices to competitors will be posted on the official notice board(s) located at **Algoa Bay Yacht Club**

3. CHANGES TO SAILING INSTRUCTIONS

Any change to the sailing instructions will be posted before 09h00 on the day it will take effect, except that any change to the schedule of races will be posted by 19h00 on the day before it will take effect.

4. SIGNALS MADE ASHORE

- 4.1 Signals made ashore will be displayed on the flag pole in front of the Club house (When a signal is displayed over (an area) (a fleet) flag it applies to that (area) (fleet) only.)
- 4.2 When flag AP is displayed ashore, "1 minute" is replaced with "not less than 30 minutes" in the race signal AP.

5. SCHEDULE OF RACES

- 5.1 Dates of racing:

Date

01 MAY 2014	Warning signal for the first race of the day at 11h00
02 MAY 2014	Warning signal for the first race of the day at TBA
03 MAY 2014	Warning signal for the first race of the day at TBA
04 MAY 2014	Warning signal for the first race of the day at TBA

5.2 Number of races:

A maximum of **10** are scheduled for the regatta.

5.3 When there has been a long postponement and when more than one race (or sequence of races, for two or more (classes) (fleets)) will be held on the same day, the Warning Signal for the first race and each succeeding race will be made as soon as practicable. To alert boats that a race or sequence of races will begin soon, Flag "L" will be displayed before a Warning Signal is displayed. The Warning Signal will be made 1 minute after the lowering of Flag "L".

5.4 On the last day of the regatta no Warning Signal will be made after **14h00**.

6. CLASS FLAGS

Class flags and the order of starting will be displayed on the official notice board at ABYC.

7. RACING AREAS

Racing will take place **off-shore within Algoa Bay**.

8. THE COURSES

8.1 The diagrams in Addendum **A = L26 & "DAY BOATS"**, **B = KEELERS** show the course, including the approximate angles between legs, the order in which marks are to be passed, and the side on which each mark is to be left.

8.2 No later than the warning signal, the Race Committee signal boat will indicate the course to be sailed by displaying the appropriate numeral pennant for the course.

9. MARKS

9.1 Marks **1, 2, 3, & 4** will be **LARGE INFLATEABLE ORANGE AND/OR YELLOW buoys**.

9.2 The starting and finishing marks will be round pink buoys.

10. THE START

10.1. Races will be started by using RRS 26.

10.2 The starting line will be between the mast displaying an Orange Flag on the Committee boat and the nearby start mark.

10.3 A boat starting later than 4 minutes after her starting signal will be scored Did Not Start. This changes RRS A4 and A5.

- 10.4 Boats whose Warning Signal has not been made shall avoid the starting area during the starting sequence for other races.

11. CHANGE OF THE NEXT LEG OF THE COURSE

- 11.1 To change the next leg of the course, the Race Committee will move the original mark (or the finishing line) to a new position.
- 11.2 Except at a gate, boats shall pass between the Race Committee boat signalling the change of the next leg and the nearby mark, leaving the mark to port and the Race Committee boat to starboard. This changes RRS 28.1.
- 11.3 The change in direction and length of the next leg shall be indicated in accordance with RRS 33(a) (2) and 33(b) respectively.

12. THE FINISH

The finishing line will be between the mast displaying an Orange Flag on the Committee boat and the nearby **pink** finish mark.

13. SHORTENING COURSE

In addition to the provisions of RRS 32, the Race Committee may shorten the course before the leading boat of the class reaches mark 3. Boats shall then round mark 3, which remains a mark of the course, and thereafter proceed directly to the prescribed finish line, crossing the line from the direction of mark 3.

14. PENALTY SYSTEM

- 14.1 Rule 44.1 applies.
- 14.2 A boat that has taken a penalty or retired under RRS 31 or RRS 44.1 shall complete an acknowledgement form at the Race Office within the protest time limit.

15. TIME LIMITS

Boats failing to finish within 20 minutes after the first boat sails the course and finishes will be scored Did Not Finish (**Applicable only to L26 fleet**). This changes RRS 35, A4 and A5.

16. PROTESTS AND REQUESTS FOR REDRESS

- 17.1 Protest forms are available at the Race Office. Protest shall be delivered there within the protest time limit.
- 17.2 For each (class) (fleet), the protest time limit is 90 minutes after the last boat has finished the last race of the day. The same time limit applies to protests by the Race Committee and Protest Committee about incidents they observe in the racing area and to requests for redress. This changes RRS 61.3 and 62.2.

- 17.3 Notices will be posted within 30 minutes of the protest time limit to inform competitors of hearings and times thereof in which they are parties or named as witnesses. Hearings will be held in the jury room, located at ABYC Race office.
- 17.4 Notices of protest by the Race Committee or Protest Committee will be posted to inform boats under RRS 61.1(b).
- 17.5 A list of boats that have acknowledged breaking RRS 42 or have been disqualified by the (Protest Committee) (jury) will be posted before the protest time limit.
- 17.6 On the last day of the regatta a request for reopening a hearing shall be delivered.
(a) within the protest time limit if the requesting party was informed of the decision on the previous day;
(b) no later than 30 minutes after the requesting party was informed of the decision that day.
This changes RRS 66.
- 17.7 On the last day of the regatta a request for redress from a Protest Committee decision shall be delivered no later than 30 minutes after the decision was posted. This changes RRS 62.2.

18. SCORING

- 18.1 Low Point scoring system of Appendix A4 will apply.
- 18.2 4 races are required to be completed to constitute a series.
- 18.3 (a) When fewer than 5 races have been completed, a boats series score will be the total of her race scores.
(b) When from 5 to 9 races have been completed, a boats series score will be the total of her race scores excluding her worst score.
(c) When 10 or more races have been completed, a boats series score will be the total of her race scores excluding her two worst scores.

19. SAFETY REGULATIONS

- 19.1 Yachts shall comply with their class buoyancy and safety requirements.
- 19.2 Wet or Dry suits do not constitute adequate buoyancy!
- 19.3 A boat that retires from a race shall notify the Race Committee as soon as possible.
- 19.4 Check-out and check-in system will apply as follows:
The official "*sign-in*" and "*sign out*" in the foyer of ABYC, and the Regatta "*Check in/out*" located at the Regatta office/secretary.

20. REPLACEMENT OF CREW OR EQUIPMENT

- 20.1 Substitution of competitors will not be allowed without prior written approval of the Race Committee.

- 20.2 Substitution of damaged or lost equipment will not be allowed unless approved by the Race Committee. Requests for substitution shall be made in writing to the Race Committee at the first reasonable opportunity.

21. EQUIPMENT AND MEASUREMENT CHECKS

A boat or equipment may be inspected at any time for compliance with the Class Rules and Sailing Instructions. On the water, a boat can be instructed by a Race Committee Measurer to proceed immediately after the completion of a race to a designated area for inspection.

22. SUPPORT BOATS

Coach or individual support boats shall be marked with a **White Flag** and shall remain no less than 150m from areas where boats are racing, between the Preparatory Signal and the last competitor finishing the race. Failure to comply shall result in action from the Protest Committee.

23. TRASH DISPOSAL

Boats shall not discard trash in the water. Trash may be placed aboard support and Race Committee boats.

24. HAUL-OUT RESTRICTIONS

Boats shall not be hauled out during the regatta except with and according to the terms of prior written permission of the Race Committee.

25. DIVING EQUIPMENT AND PLASTIC POOLS

Underwater breathing apparatus and plastic pools or their equivalent shall not be used around keelboats between the preparatory signal of the first race and the end of the regatta.

26. RADIO COMMUNICATION

- 26.1 A boat shall neither make radio transmissions while racing nor receive radio communications not available to all boats. This restriction also applies to mobile telephones.
- 26.2 VHF radio capable of receiving and transmitting on Channels 16, 12 & 71 shall be monitored at all times whilst competitors are away from their moorings during the event.

27. PRIZES

Prizes will be awarded as detailed in the Notice of Race.

28. DISCLAIMER OF LIABILITY

Competitors participate in the regatta entirely at their own risk. See RRS 4, Decision to Race. Neither the Organising Authority nor its officials or other persons associated with the organisation of the event will accept any liability for material damage or personal injury or death sustained in conjunction with or prior to, during, or after the regatta.

29. INSURANCE

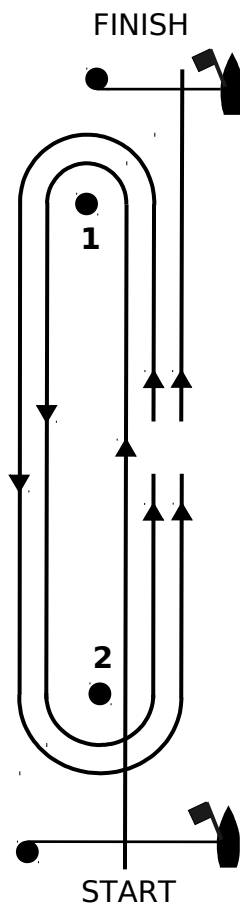
Each participating boat is encouraged to carry sufficient valid third-party liability insurance to cover any liability arising during the event.

ILLUSTRATIVE COURSES – FOR INFORMATION ONLY

COURSE 1 – NUMERAL PENNANT 1 / NUMBER 1

A Windward-Leeward Course

Start – 1 – 2 – 1 – 2 – Finish



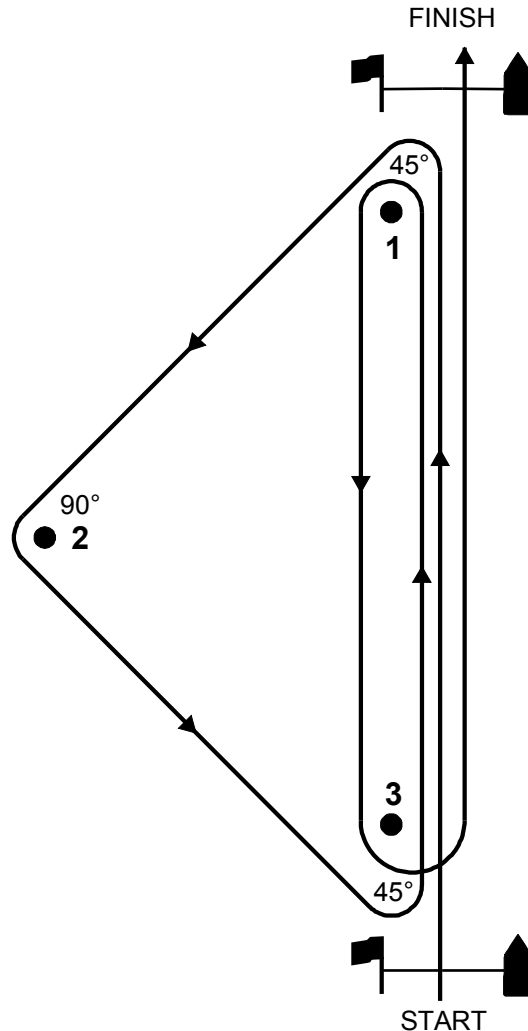
Options for this course include

- (1) increasing or decreasing the number of laps,
- (2) deleting the last windward leg,
- (3) using a gate instead of a leeward mark,
- (4) using an offset mark at the windward mark, and
- (5) using the leeward and windward marks as starting and finishing marks.

COURSE 2 – NUMERAL PENNANT 2 / NUMBER 2

A Triangle-Windward-Leeward-Triangle Course

Start – 1 – 2 – 3 – 1 – 3 – Finish



Options for this course include

- (1) increasing or decreasing the number of laps,
- (2) deleting the last windward leg,
- (3) varying the interior angles of the triangle (45° - 90° - 45° and 60° - 60° - 60° are common),
- (4) using a gate instead of a leeward mark for downwind legs (but not reaches),
- (5) using an offset mark at the beginning of downwind legs (but not reaches), and
- (6) using the leeward and windward marks as starting and finishing marks.

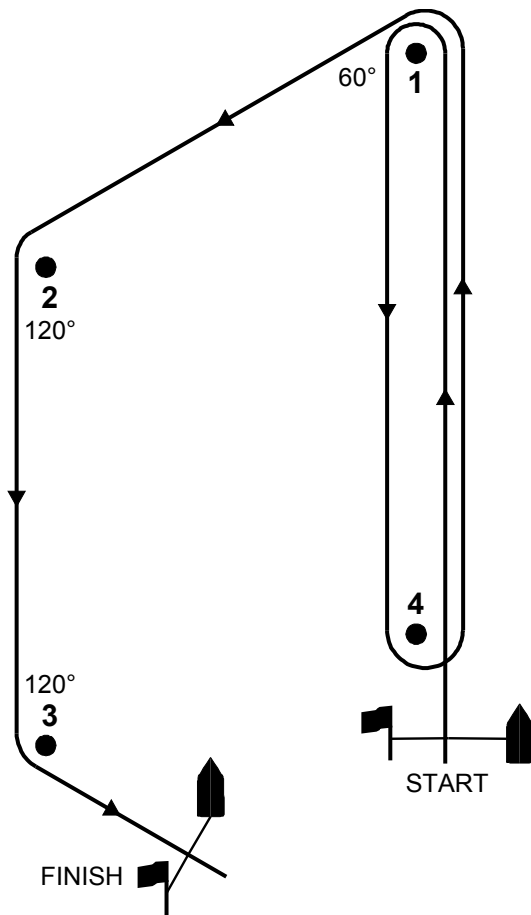
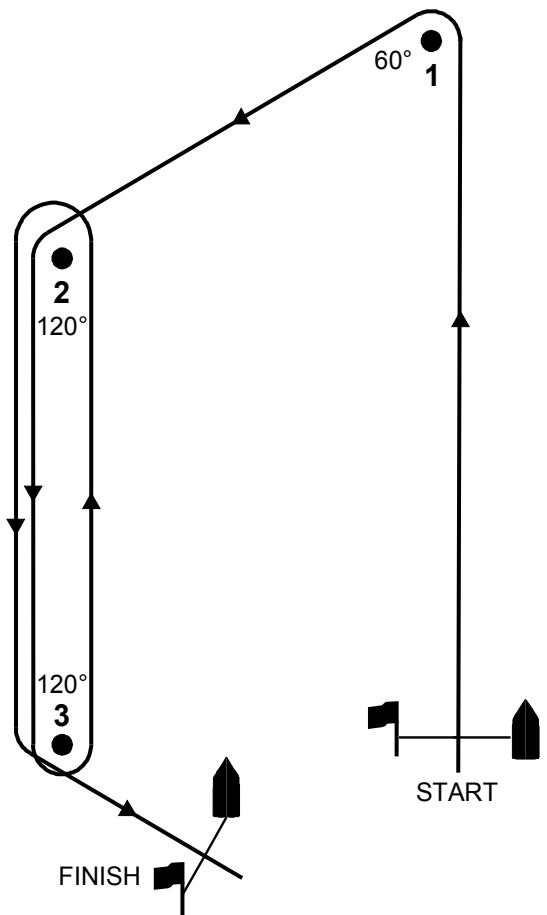
Be sure to specify the interior angle at each mark.

COURSE 3 – NUMERAL PENNANT 3 / NUMBER 3

Trapezoid Courses

Start – 1 – 2 – 3 – 2 – 3 – Finish

Start – 1 – 4 – 1 – 2 – 3 – Finish



Options for these courses include

- (1) adding additional legs,
- (2) using gates instead of leeward marks for downwind legs (but not reaches),
- (3) varying the interior angles of the reaching legs,
- (4) using an offset mark at the beginning of downwind legs (but not reaches), and
- (5) finishing boats upwind rather than on a reach.

Be sure to specify the interior angle of each reaching leg. It is recommended that Mark 4 be different from the starting mark.